
















LA PRISE DVI, COMMENT L'IDENTIFIER ?

-  Picots analogiques (VGA)
-  Picots Communs (tous DVI)
-  Picots numériques (Ecran 1)
-  Picots numériques (Ecran 2)



-  +  DVI A
-  +  DVI D Single Link
-  +  +  DVI I Single Link
-  +  +  DVI D Dual Link
-  +  +  +  DVI I Dual Link